

Learning to Recap :

- Know that weaving is the action of making fabric by interlacing pieces of material
- Know that material is interlaced at right angles (warp and weft)
- Know that a loom is a machine or device for weaving on which holds the warp in place (vertical strands)
- Know that a weave is how the warp and weft have been interlaced (plain weave, satin weave, twill weave)
- Know that a plain weave is achieved by going over one warp then under one warp.
- Know that various different products can be made from the same material

1. Weaving Recap

- Know that weaving is the action of making fabric by interlacing pieces of material
- Know that material is interlaced at right angles (warp and weft)
- Know that a loom is a machine or device for weaving on which holds the warp in place (vertical strands)
- Know that a weave is how the warp and weft have been interlaced (plain weave, satin weave, twill weave)
- Know that a plain weave is achieved by going over one warp then under one warp.
- Know that various different products can be made from the same material

2. Twill and Satin Weave

- Know that twill weave is achieved by going over and under the warp according to a given fraction e.g., 2:1 over 2, under 1; 3:1 over 3, under 1
- Know that twill weave is stronger and less likely to tear than plain weave.
- Know that a satin weave is achieved by going over three or more warps before going under one.
- Know that satin weave results in one very soft side and a harsher rougher side (where more of the warp is exposed)
- Know that taut means stretched or pulled tightly

3. The Loom

- Know how to make a loom ([\(122\) Weaving a Bag pt1 - YouTube](#); [\(122\) Weaving a Bag pt 2 - YouTube](#))
- Know that 'cottage industry' is where goods for sale are produced on a small scale usually in the home by hand.
- Know that in mass production, goods for sale are produced on a large scale usually in factories using machinery.

4. Research and Design

- Know that colour, pattern and style must be considered carefully when designing a product.
- Know that products are made for an audience who may have different tastes to ourselves.
- Know that functionality means fulfilling a purpose e.g., carrying something.

5. End of Unit Outcome

Design, make and evaluate an aesthetically pleasing woven bag as a Christmas gift to a relative or friend. The bag should feature at least 2 colours.

1. Follow the design from session four
2. Create a loom using cardboard, scissors and wool (if the loom made in session 3 is not useable)
3. Use your chosen weave and colours to create a bag.
4. Un-attach the weaving and warps from the loom and tie off to create a bag ([\(122\) Weaving a Bag pt 5 - YouTube](#))
5. Add decoration and/or a handle to ensure your product is functional.
6. Test out the bag

6. Evaluation

1. Is the product useable?
2. Does the product look appealing?
3. What is good about the product?
4. What could be improved?

Because, but, so

The industrial revolution changed how material is woven because...

The industrial revolution changed how material is woven but...

The industrial revolution changed how material is woven so...

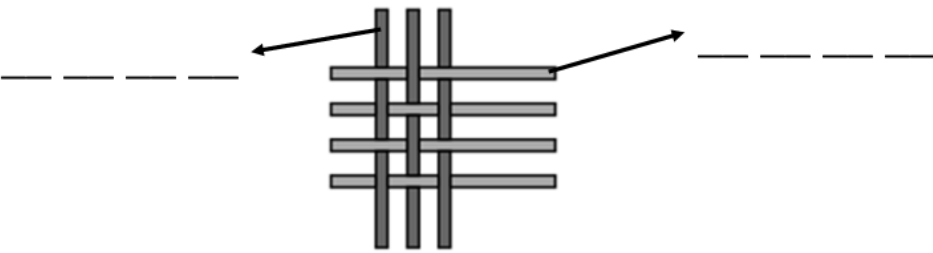
Year 5

Design Technology: Textiles

Learning to Recap :

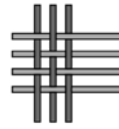
- Know that weaving is the action of making fabric by interlacing pieces of material
- Know that material is interlaced at right angles (warp and weft)
- Know that a loom is a machine or device for weaving on which holds the warp in place (vertical strands)
- Know that a weave is how the warp and weft have been interlaced (plain weave, satin weave, twill weave)
- Know that a plain weave is achieved by going over one warp then under one warp.
- Know that various different products can be made from the same material

Recap Quiz :

<p>True or False, weaving is the action of making fabric by interlacing pieces of ma-</p>	
<p>At what angel is the material interlaced?</p>	
<p>Warp and Weft : Label the warp and the weft</p> 	
<p>True or False: Plain weave is achieved by going over two warp then under one warp</p>	
<p>What are design criteria?</p>	

Recap:

Talk Partners: What is plain weave?

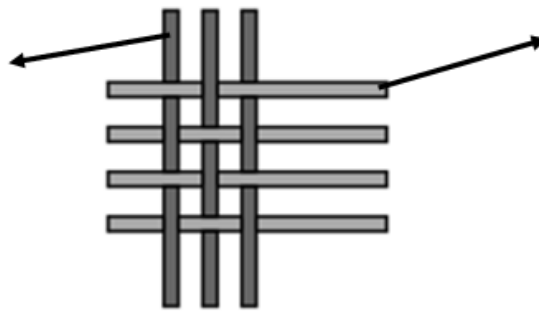


Plain, Twill and Satin Weave.

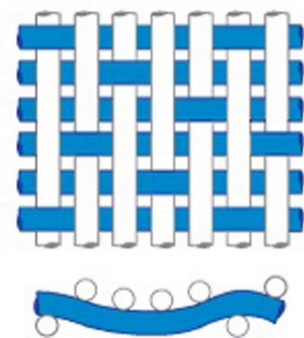




See the photo pages at the back of this booklet for my attempts at plain, twill (2:1) and satin weave.

Label the following diagrams



What types of weave are depicted below?



Talk Partners: Looking at your weaving, which weave do you think is the most attractive and why?

Recap: Twill and Satin Weave

On whiteboard, write instructions for how to achieve twill and satin weave.

Can you include weft, warp, loom and taut in your response?

The Loom



See the photo pages at the back of this booklet for my first independent attempt at making a hand held loom.

Use the space below to draw and label a diagram of your loom.

Talk Partners: What is the function of each part of the loom?

Recap: Jibber Jabber

As quickly as you can, tell your partner how you can make a hand held loom.

My Design

Draw a picture of your design. Remember to include the colours you want to use and label the weave(s) you plan to use and any decorations you plan to add. Remember to consider your audience in planning your design.

Recap: Define 'taut'

Notes

Use this space to note down any observations or findings from the making/production process. These notes may help with your evaluation.



See the photo pages at the back of this booklet for images of me making my woven bag.

Evaluation

<p>Are you pleased with the appearance of your bag? Does it look like your design?</p>	
<p>Does your product function as a bag?</p>	
<p>What are the best features of your product? What has worked well?</p>	
<p>What could be improved about your product? What didn't work well during the production?</p>	

Weaving Assessment

	You	Teacher
I can independently weave using plain weave		
I can independently weave using twill weave		
I can independently weave using satin weave		
I can independently create a loom		

Because, But, So - Use all of your learning to prepare your answer to the below statements. Please write your response in your writing book.

The industrial revolution changed how material is woven because...

The industrial revolution changed how material is woven but...

The industrial revolution changed how material is woven so...

How did the industrial revolution effect weaving and fabric production?