

Year 3

Art: Flower Sculpture

Learning to Recap :

- EYFS: 3D junk modelling artwork; 3D artwork made from playdoh, plasticine and clay
- Year 1: Warhol Flowers—sketching a flower

1. Sculpture

- Making a three dimensional representation or abstract form which can be felt and moved.
- Abstract art does not attempt to look like a particular object in reality.
- Made from a variety of materials—wood, stone, metal, clay—by carving or shaping
- A sculptor creates sculptures.



2. Clay

- Clay is a sticky, fine-grained earth which can be moulded when wet.
- Clay is a modelling material and has been used for thousands of years.
- Clay can be shaped using hands and tools. Sometimes a potter's wheel is used during the shaping process.



3. Using Tools

- Additive sculpture is produced by adding pieces together. Subtractive sculpture is produced when parts are cut or taken away.
- Tools are used to shape and add texture to clay.
- Tools allow clay to be rolled, cut, moulded and carved.
- Tools allow a sculptor to add lines and texture.
- Tools can be sharp so using them safely is important.
- Score and water is the technique needed to stick different parts of a sculpture together.

4. Design Challenge

Miss Barradell (GCA Art subject lead) would like to brighten up our school corridors using artwork created by you. Linked to your science unit (Plants), she would like you to create an indoor ceramic garden.

Design, make and paint a clay flower (head only).



5. End of Unit Outcome

Using your design, make a clay flower.



Clay has been used for thousands of years because...
Clay has been used for thousands of years but...
Clay has been used for thousands of years therefore...

6. End of Unit Outcome cont.

Using a water-based paint, add colour to your design.

Writing

Clay has been used for thousands of years because...
Clay has been used for thousands of years but...
Clay has been used for thousands of years therefore...

Oracy

Prepare a presentation which evaluates the final product.
What worked well or looks effective?
What would you change and how?
What advice do you have for someone completing a similar project?



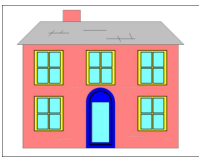



Year 3

Art: Flower Sculpture

Learning to Recap :

- EYFS: 3D junk modelling artwork; 3D artwork made from playdoh, plasticine and clay
- Year 1: Warhol Flowers—sketching a flower

Recap: Which pictures show a 3D form? Tick them.

Graphic Organiser: Sculpture

Recap: True or False.

	True	False
A sculpture is a 3D representation or abstract form.		
Abstract art attempts to look like a real object.		
Degas' sculptures were inspired by real people.		

Experimenting with clay

This space may be used for photographs or sketches.

Recap: Talk Partners


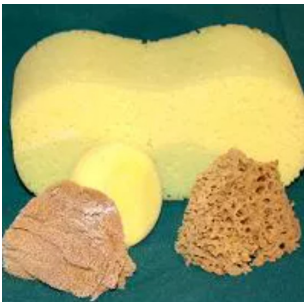
Prepare a 1 minute presentation with your partner about what clay is and its properties.

Using Tools

Additive sculpture is _____

Subtractive sculpture is _____

Talk Partners: Using the images below, describe how they can be used when working with clay.



Recap: Recall all you know

Sculpture	
Sculptor	
Additive Sculpture	
Subtractive Sculpture	

Design Challenge: Miss Barradell would like to brighten up our school corridors using the artwork you create. Linked to your science work on plants, she would like to create an indoor ceramic garden. Design and make (and paint) a clay flower.


Annotate your design to show which tools you will use to make your flower.

Recap: Talk Partners

Tell your partner how you could stick one clay piece to another.

Making a clay flower

Here is a photo of my clay flower prior to painting:



Because, but, therefore.


Why has clay been used for thousands of years?	
What other materials are used by sculptors and why?	
Why is it important that we learn how to use clay?	

Recap: True or False

	True	False
Abstract art attempts to look like a real object.		
Hepworth's sculptures are a form of abstract art		
Degas' sculptures were inspired by real people.		

Making a clay flower

Here is a photo of my clay flower after painting:



Writing Opportunity: Using your planning from last lesson, write your because, but, therefore essay in your Writing book.

Clay has been used for thousands of years because...

Clay has been used for thousands of years but...

Clay has been used for thousands of years therefore...

Oracy Opportunity: Prepare a presentation which evaluates your final product.

What worked well? What looked effective?

What would you change? How would you change it?

What advice do you have to anyone else completing a similar challenge?